



About Science Prof Online PowerPoints

- Science Prof Online (SPO) is a free science education website that provides science-related articles, images, and virtual classrooms. The site is designed to be a helpful resource for students, educators, and anyone interested in learning about science.
- The SPO Virtual Classrooms offer many educational resources, including practice test questions, review questions, lecture PowerPoints, video tutorials, sample assignments and course syllabi.
- The SPO PowerPoints, such as this one, can be found in different formats such as the fully editable PowerPoint, the PowerPoint slideshow and video tutorials for PC and Mac. Please email us at alicia@scienceprofonline.com if a format you need is not available.
- Images used on this resource and on the SPO website are, wherever possible, credited and linked to their source. Any words underlined and appearing in blue are links that can be clicked on for more information.
- Several helpful links to fun and interactive learning tools are included on the Smart Links slide, near the end of the PowerPoint
- This digital resource is licensed under Creative Commons Attribution-ShareAlike 3.0
<http://creativecommons.org/licenses/by-sa/3.0/>

Alicia Cepaitis, MS
Chief Creative Nerd
Science Prof Online
Online Education Resources, LLC
alicia@scienceprofonline.com

Tami Port, MS
Creator of Science Prof Online
Chief Executive Nerd
Science Prof Online
Online Education Resources, LLC
info@scienceprofonline.com

Anatomy Lecture Series

1

Human Body Orientation: Part 3: Regional Terms

How do you find a body structure using regional terms?

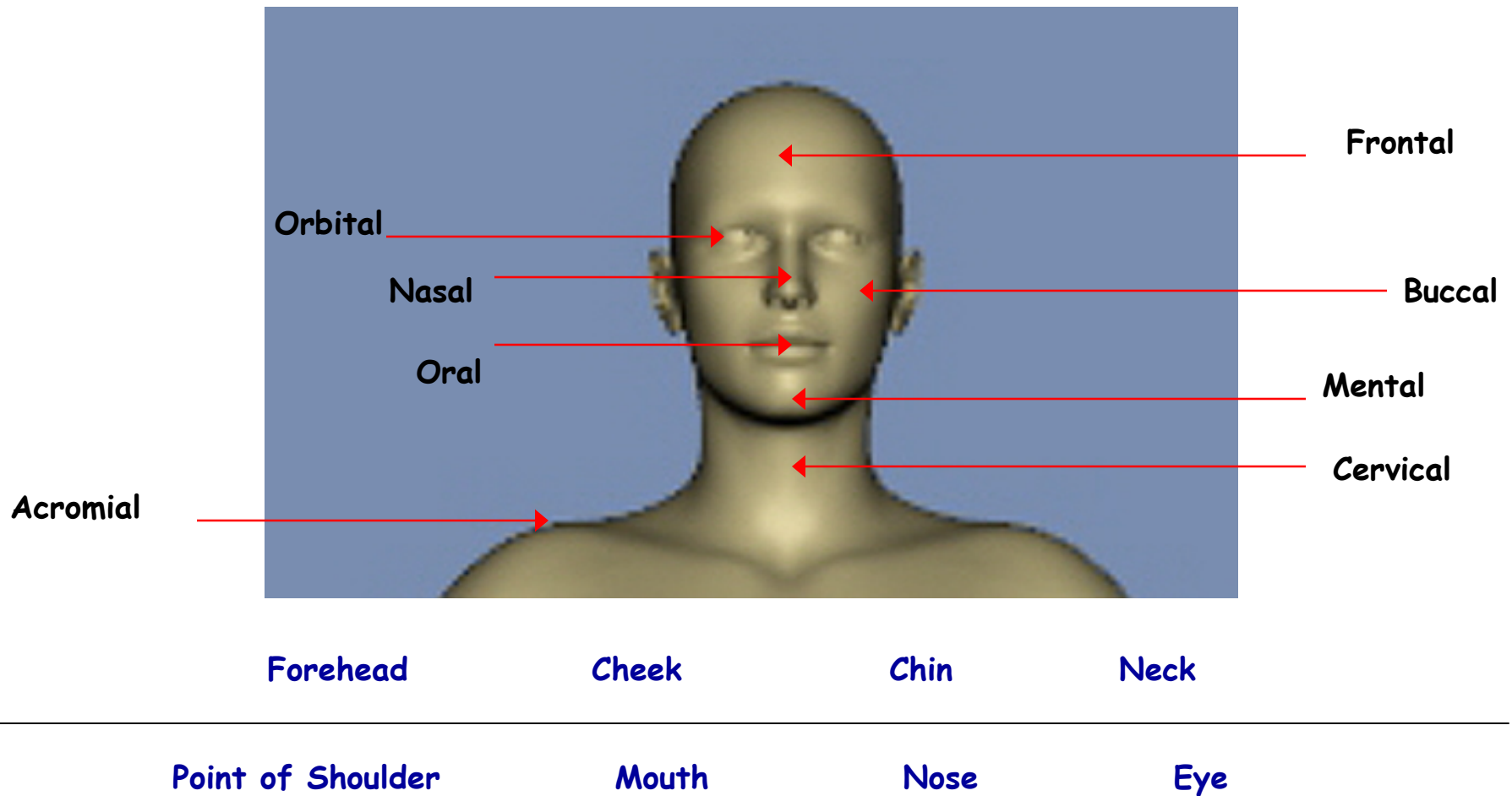
Why are there so many crazy sounding terms?



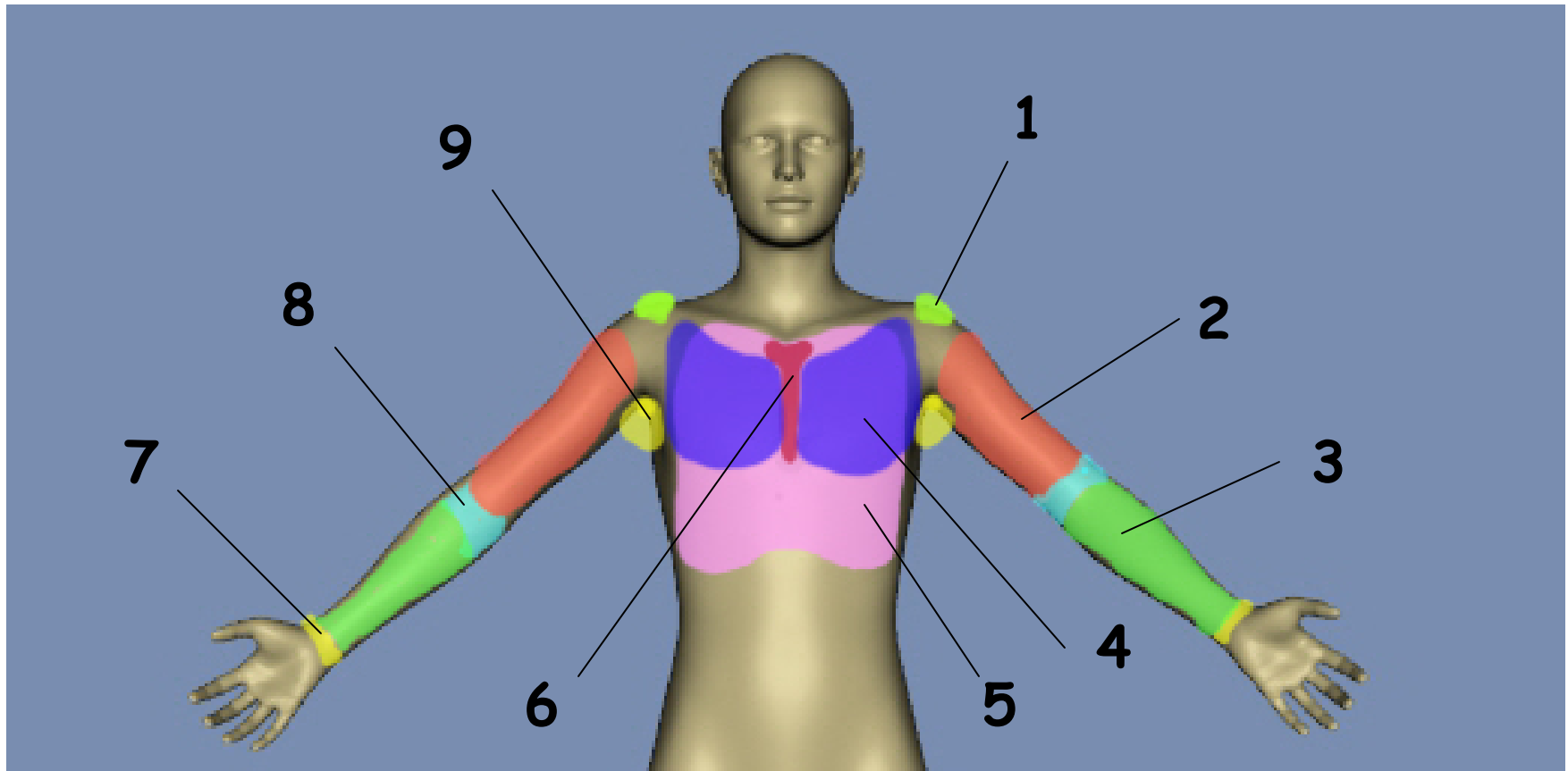
5th Century Anatomical Drawing

- anatomy is an old science that has been recorded in books and drawings since 300 B.C.
- Galen, a physician for gladiators during the 2nd century A.D., wrote texts in Greek for fellow physicians
- Many early Greek and Arabic anatomy texts were translated into Latin
- After the 14th century A.D. Latin was the primary language used for the sciences

Anatomical Regions of the Head and Neck



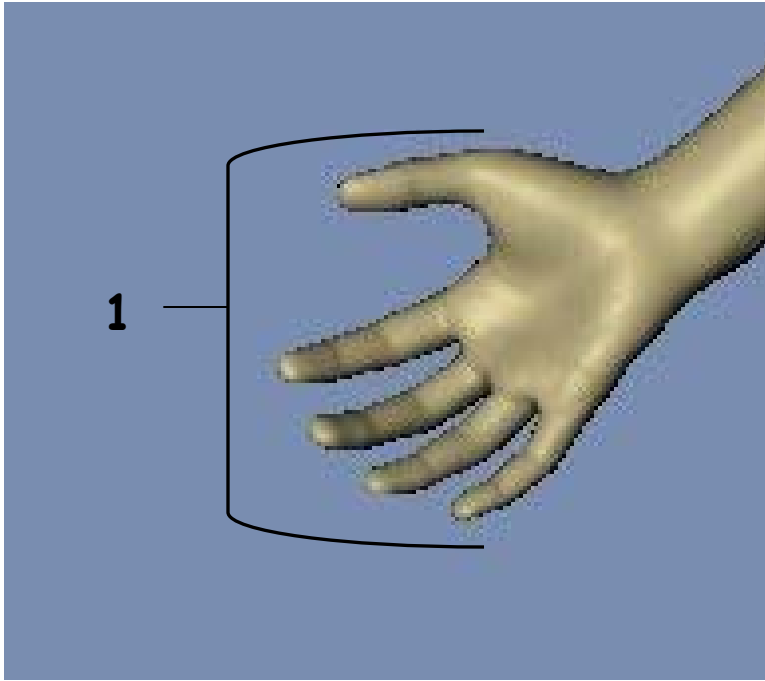
Anatomical Regions of the Chest and Arms



- 1. **Acromial** - point of shoulder
- 2. **Brachial** - arm
- 3. **Antebrachial** - forearm
- 4. **Mammary** - breast

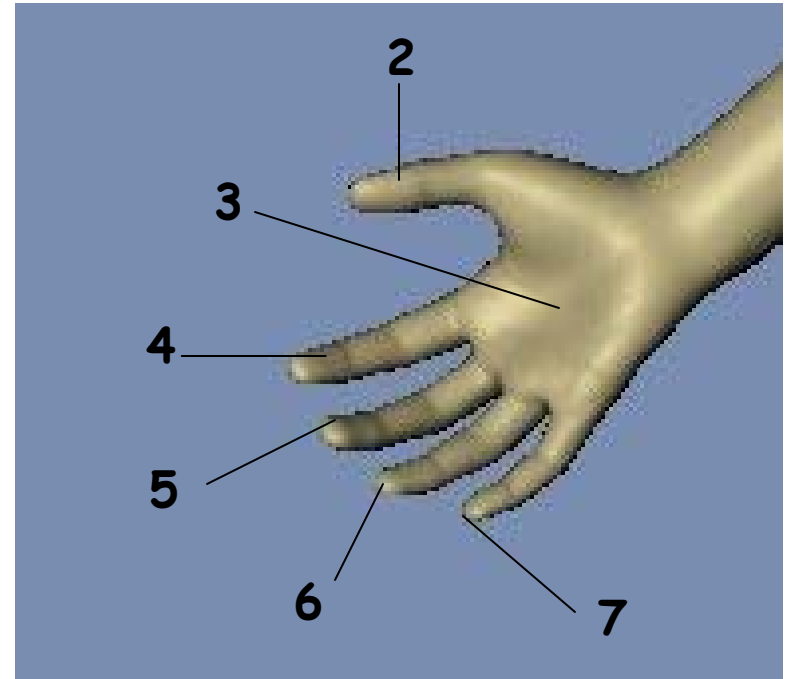
- 5. **Thoracic** - chest
- 6. **Sternal** - breastbone
- 7. **Carpal** - wrist
- 8. **Antecubital** - front of elbow
- 9. **Axillary** - armpit

Anatomical Regions of the Hand



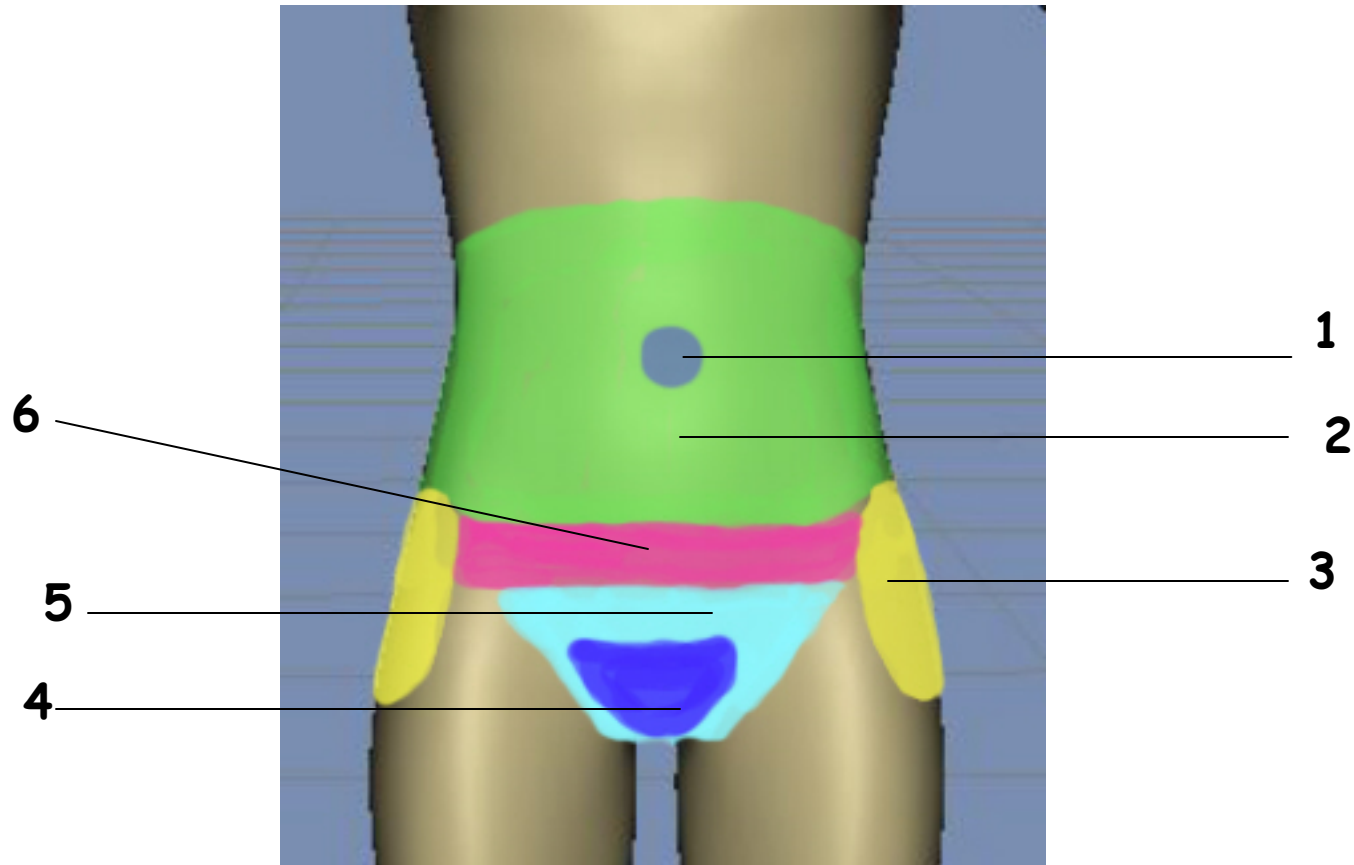
- 1. **Manus** - hand

Is this the left or right hand?



- 2. **Pollex** - thumb
- 3. **Palmer** - palm
- 4. **Digit 2** - index finger
- 5. **Digit 3** - middle finger
- 6. **Digit 4** - ring finger
- 7. **Digit 5** - pinkie finger

Anatomical Regions of the Lower Torso



•1. **Umbilical** - navel

•2. **Abdominal** - abdomen

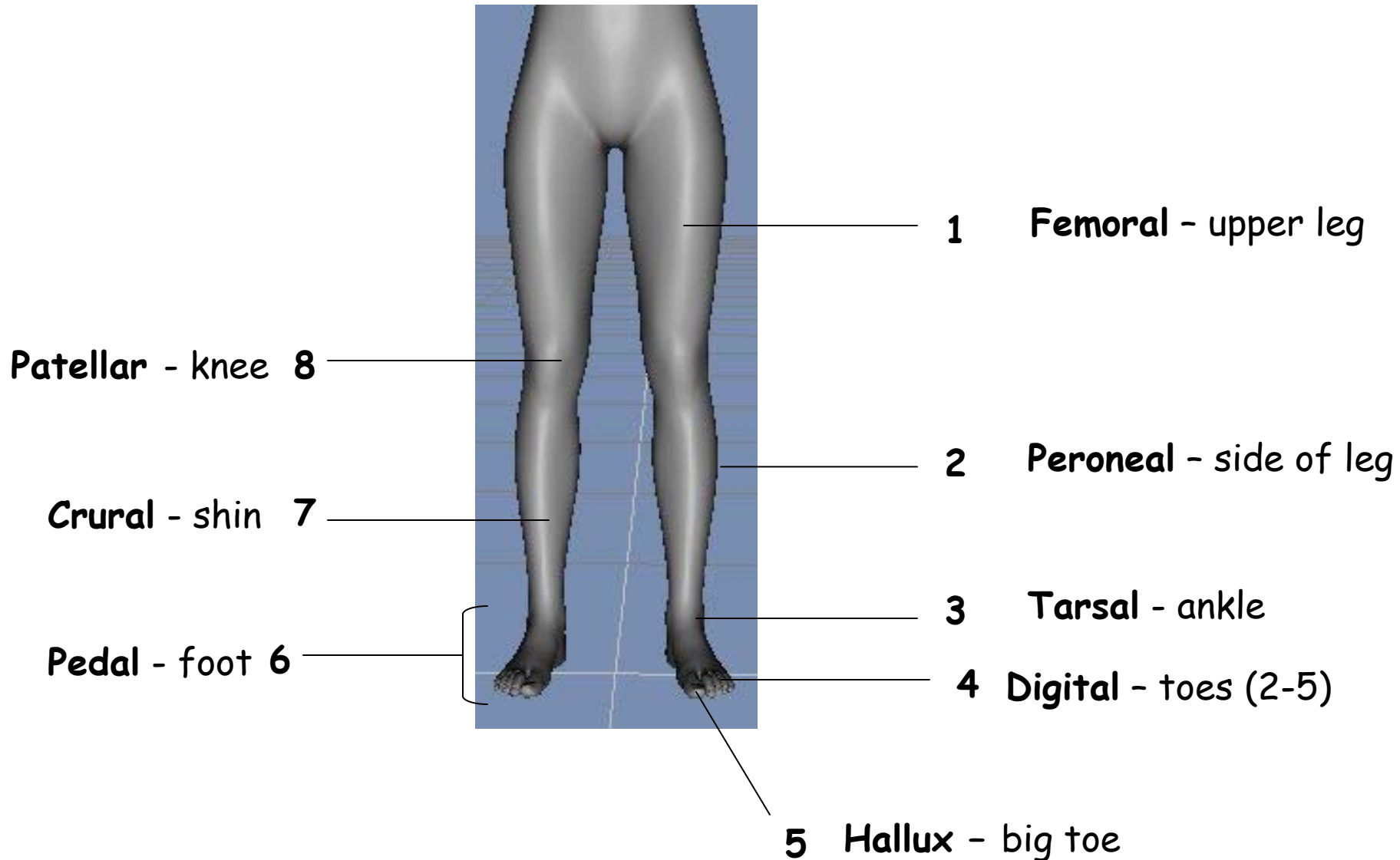
•3. **Coxal** - hips

•4. **Pubic** - genital

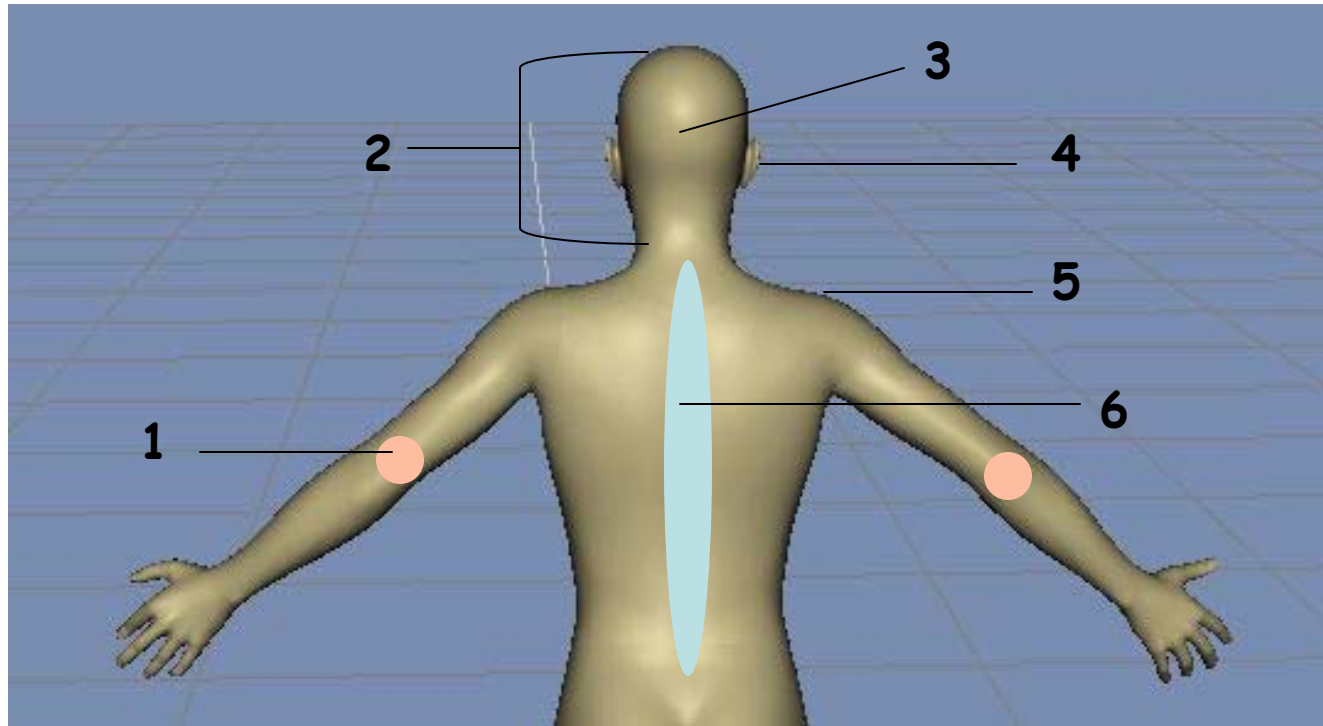
•5. **Inguinal** - groin

•6. **Pelvic** - pelvis

Anatomical Regions of the Legs and Feet



Anatomical Regions of the Dorsal Head and Upper Torso



1. **Olecranal** - back of elbow

2. **Cephalic** - head

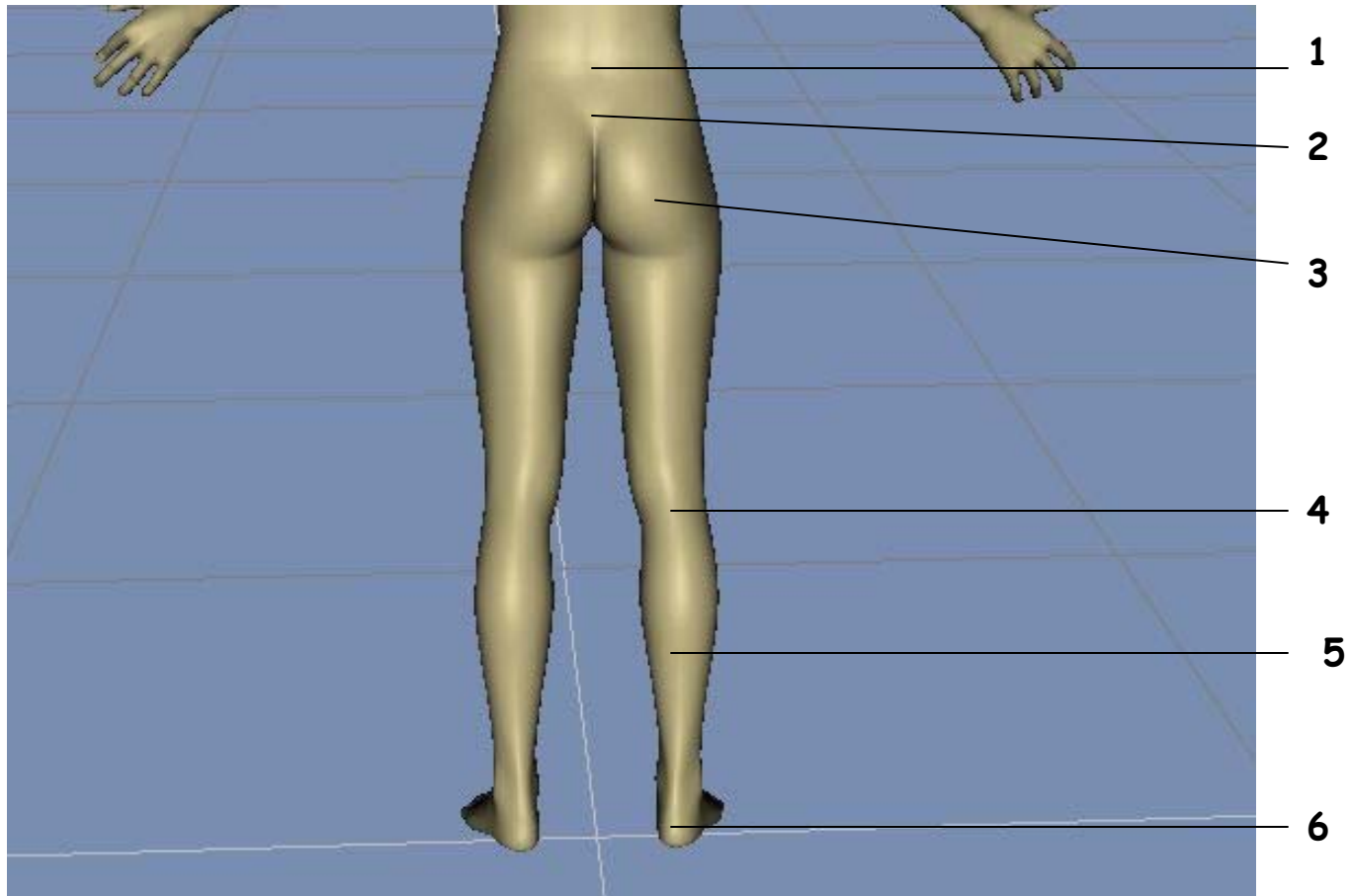
3. **Occipital** - back of head

4. **Otic** - ear

5. **Acromial** - point of shoulder

6. **Vertebral** - spinal column

Anatomical Regions of the Dorsal Lower Torso



1. **Lumbar** - lower back
2. **Sacral** - tailbone
3. **Gluteal** - buttocks

4. **Popliteal** - back of knee
5. **Sural**- back of calf
6. **Calcaneal** - heel



Smart Links

These links can help you review or learn more about this topic

- Flashcards for all regional terms from quizlet- sign up for the free account to access all features

<http://quizlet.com/6298736/regional-terms-of-the-human-body-flash-cards/>

- Animated review of body parts

<http://www.wisc-online.com/objects/ViewObject.aspx?ID=AP14904>

- Animated Game from Elaine Marieb "Human Anatomy" Click on language of Anatomy

http://wps.aw.com/bc_marieb_haplace_7_oa/42/10963/2806744.cw/index.html

(You must be in PPT slideshow view to click on links.)